

Using plant growth promoting rhizobacteria for tomato growth improvement under saline stress

Rashed. A. Zaghloul,¹ Ehsan A. Hanafy¹, Hamed E. Abou-Aly¹; Ahmad GH. Rahal², Rasha, M. El-Meihy¹

¹Fac. Agric., Benha University, Qalubia, and ²Soil, Water and Environment Research Inst. Agric. Research Center, Giza

Abstract

Salinity is a crucial constraint that slow downs agriculture produc many areas in Egypt. Inoculation with plant growth promoting microorganisms may enhance plant growth under salt stress conditions. The objective is to evaluate the inoculation efficieny of biostimulant strains (*Pseudomonas fluorescense* D23, *Bacillus pumilus* D139 and *Azospirillum lipoferum* D178), humic acid and organic manure (compost) on growth and yield of tomato (*Solanum lycopersicum* L.). This experiment was conducted in greenhouse conditions at the Experimental Farm Station of Faculty of Agriculture Moshtohor during 2011. The highest significant increase of dehydrogenase, nitrogenase and phosphatase was observed in tomato inoculated with biostimulant combined with humic acid + compost at one and half dose. The highest records of macronutrients uptake by tomato shoots were observed when tomato amended with biostimulant combined with compost at different doses + humic acid. Application of humic acid combined with compost significantly decreased the proline content in tomato, whereas, the reverse was observed in nitrate reductase. Dual treatment of tomato with biostimulant and compost gave higher records of tomato growth characteristics and yield.

Key words: Compost, nitrate reductase, plant growth-promoting rhizobacteria, PGPR, praline, saline stress, tomato.

Introduction

Vegetables are important protective food and highly beneficial for the maintenance of health and prevention of diseases. Tomato is a major vegetable crop that has achieved tremendous popularity over the last century. Salinity is one of the most critical constraints which hampers agriculture production in many areas around the world, including Egypt. About 9.5 billion ha of the world's soil are saline, except for large areas of secondary salinized soil in cultivated land (Aşik et al., 2009). Out of 14.12 million ha of arable area of Egypt, 4.2 millions are salt affected. Most of these lands are annually lost for cultivation due to salinity. It is hypothesized that the use of plant growth promoting microorganisms as inoculants can enhance plant growth under salt stress conditions (Nadeem et al., 2006). Plant growth promoting rhizobacteria (PGPR) are free living soil-borne bacteria or a symbiotic one which colonize the rhizosphere. These

bacteria enhance plant growth either by direct or indirect mechanisms (Pallai, 2005). The aim of this research is to study the inoculation efficiency of tomato with salt-tolerant PGPR combined with compost and/or humic acid on tomato growth performance, productivity and yield quality.

Materials and methods

Soil and soil mixtures

Soil of the experiment was obtained from Port Said Governorate, Sahl El- Hussinia. Experimental soil was subjected to adjustment with soil gypsum and sand, analyses were carried out according to the method described by Page et al. (1982). Mechanical (particle size distribution) and chemical analyses are presented in Table 1.

Table 1. The experimental soil texture and chemical analyses.

| Parameters | Unit | Values | |
|-------------------|----------------------------------|------------------------|-----------------------|
| Soil texture | | Soil before adjustment | Soil after adjustment |
| Sand | (%) | 45.01 | 50 |
| Silt | (%) | 16.32 | 33 |
| Clay | (%) | 38.67 | 17 |
| Textural class | (%) | Clay | Clayey silt |
| Chemical analysis | | | |
| EC | ds m ⁻¹ | 24.34 | 13.92 |
| pH | | 8.30 | 8.61 |
| Organic matter | (%) | 0.62 | 1.12 |
| Total nitrogen | (%) | 0.010 | 0.114 |
| Soluble cations | Na ⁺ + K ⁺ | 1.34 | 8.27 |
| | Ca ²⁺ | 14.22 | 35.0 |
| | Mg ²⁺ | 27.12 | 38.0 |
| | CO ₃ ⁼ | Zero | Zero |
| Soluble anions | HCO ₃ ⁻ | 9.93 | 28.00 |
| | Cl ⁻ | 186 | 81.00 |
| | SO ₄ ²⁻ | 47.75 | 30.20 |

Experimental design

Treatments were distributed in a randomized complete block design with three replicates: control (without any amendments), chemical fertilization, Biostimulant, compost, Bio + compost (½ dose), Bio + compost (full dose), Bio+compost (1½ dose), Bio + HA, Bio + compost (½ dose) + HA, Bio + compost (full dose) + HA, Bio + compost (1½ dose) + HA.

Preparation of biostimulant inocula

The biostimulant inocula for tomato (*Pseudomonas fluorescence* D23, *Bacillus pumilus* D139 and *Azospirillum lipoferum* D178) were prepared in specific broth media. Cell suspension of *A. lipoferum* contains about (1×10^6 cfu ml⁻¹) 7 days-old, *B. pumilus* (90×10^6 cfu ml⁻¹) 2 days-old and *Ps. fluorescence* (20×10^6 cfu ml⁻¹) 5 days-old.

Cultivation process

Prior to transplanting, tomato seedlings were soaked by dipping the root system in a mixture of PGPR inocula (cell suspension of biostimulant) for 60 minutes; sucrose solution (40 %) was used as an adhesive agent. The same prepared PGPR inocula were added to grown plants three times throughout the growing season at a rate of 300 ml pot⁻¹. The recommended dose (full dose) of compost was 8-10 ton fed⁻¹ for vegetable crops. Whereas, humic acid was added to soil at rate of 3-4 kg fed⁻¹. A half dose of inorganic nitrogen fertilizer (50 kg N fed⁻¹) as ammonium sulphate was supplemented for treatments of biostimulant and biostimulant + humic acid. Also, a full dose of inorganic phosphorus fertilizer (25 kg P₂O₃ fed⁻¹) as calcium super-phosphate and potassium fertilizer (40 kg K₂O fed⁻¹) as potassium sulphate were supplemented for all treatments.

Determination

Dehydrogenase activity was assayed in soil according to Glathe' and Thalmann (1970). Phosphatase activity was estimated according to Drobnikova (1961). Nitrogenase activity was measured by using the acetylene reduction technique given by Dilworth (1970).

Growth and yield traits

Leaves number, flowers number, dry weights of the plants were determined at flowering stage (60 days),

plant height was determined after 120 days of transplanting. Number of fruits plant⁻¹, fruits yield and weight of fruit plant⁻¹ were estimated.

Macro-element content

Total nitrogen, phosphorus and potassium contents were determined according to the methods described by (A.O.A.C, 2005); A.P.H.A. (1992) and Dewis and Freitas (1970), respectively.

Proline and nitrate reductase

Proline was determined according to the method of Bates et al. (1973). Nitrate reductase was determined using the method of Abdel-Samad et al. (2004).

Statistical analysis was carried out according to Snedecor and Cochran (1989). The differences between the means value of various treatments were compared by Duncan's multiple range test (Duncan's, 1955).

Results and discussion

Effect of tomato inoculation with biostimulants in presence of compost and/or humic acid on the activity of Dehydrogenase (DHA) is shown in Fig.1. The rhizosphere of tomato cultivated in salt-affected soil with no amendments (control) gave lower DHA values, this may be due to the high salt concentration which decreases the microbial activities. The DHA in various treatments were significantly higher at flowering stage (60 days) than vegetative one. This increase of DHA could be attributed to the beneficial effect of root exudates which increase during flowering stage. Higher activity of DHA at flowering stage is likely to be due to the higher multiplication rate of different soil microorganisms.

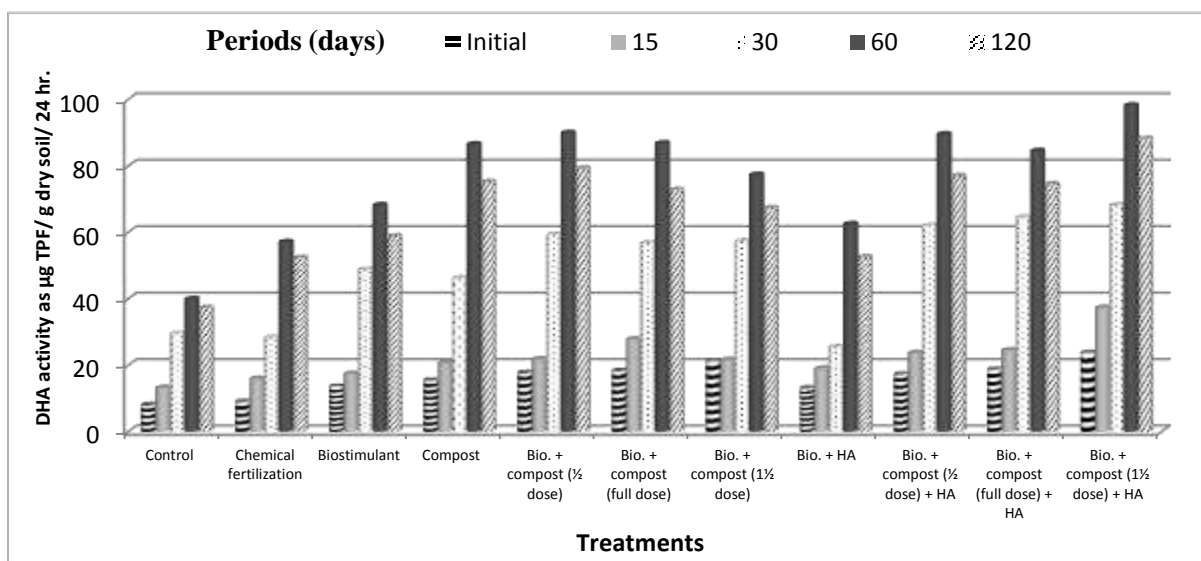


Fig 1. Periodical changes in dehydrogenase activity in soil cultivated with tomato.

Data in Fig. 1 also revealed that the highest significant increase of DHA was observed in case of tomato inoculated with biostimulant combined with humic acid and compost at one and half dose. This result is likely to be due not only to the promotion effect of biostimulant on microbial proliferation but also to the beneficial effect of compost and humic acid. Liu et al. (1992) reported that the addition of humic acid to soil enhanced DHA at vegetative and flowering stages. This result could be attributed to the synergistic effect between biostimulant and natural microbial flora occurred in compost which increased the microbial respiration rate. Obtained data showed that relative lower records of DHA were observed in soil amended with chemical fertilization than soil amended with humic acid and/or compost. This result was observed with most experimental periods and was in accordance with Marinara et al. (2000) who

reported that higher DHA values were observed in soil amended with compost compared to soil fertilized with chemical fertilizers.

Phosphatase activity

Data illustrated in Fig. 2 showed that inoculation of tomato with *Pseudomonas fluorescense* D23, *Bacillus pumilus* D139 and *Azospirillum lipoferum* D178 resulted in a significant increase of phosphatase activity compared with either the compost or the chemical fertilization. Obtained results revealed that no significant difference was observed between phosphatase activity in soil treated with biostimulant only and soil treated with chemical fertilizers at 15 and 30 days. Soil inoculated with biostimulant combined with humic acid + compost at one and half dose gave the highest significant values of phosphatase activity.

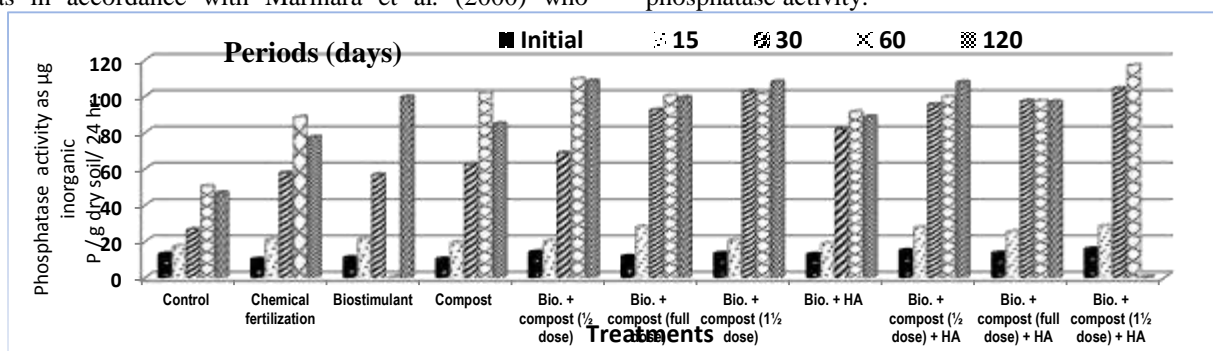


Fig 2. Periodical changes in phosphatase activity in soil cultivated with tomato.

This result may be attributed not only to the effect of inoculation on microbe's number in rhizosphere but also to the beneficial effect of compost on indigenous and introduced biostimulant strains for proliferation and their activities. Balakrishnan et al. (2007) found that the application of compost in combination with phosphate solubilizing bacteria significantly increased the soil enzyme activities such as phosphatase. Also, Bama et al.

(2008) applied humic acid at 20 or 10 kg ha⁻¹ with foliar spray and recorded an increase of enzymatic activities such as catalase, dehydrogenase and phosphatase. Data also showed that phosphatase activity was significantly higher at flowering stage than vegetative one. In case of nitrogenase activity (N₂-ase) (Fig. 3), it was affected by the investigated treatments. Tomato amended with chemical fertilizers gave the lowest values of N₂-ase

activity compared to other treatments. This result is in harmony with that obtained by Anne-Sophie et al. (2002)

who found that the addition of chemical fertilizers such as ammonium nitrate decreased the nitrogenase activity.

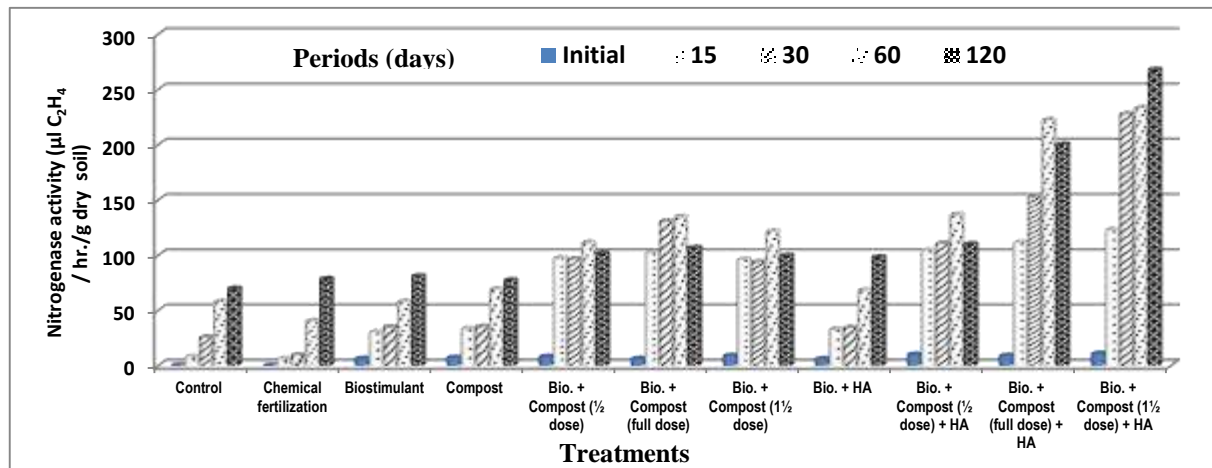


Fig 3. Periodical changes in nitrogenase activity in soil cultivated with tomato.

Also, data revealed that soil without any amendments gave significant higher nitrogenase activity than soil treated with NPK fertilizers. It may be due to the activity of native microorganisms. Higher records of N_2 -ase activity were observed in soil treated with compost than biostimulant each one singularly. Whereas, at 120 days soil amended with biostimulant gave higher values of N_2 -ase activity than compost only, this result explained the importance of the poost inocula which added to the experimental soil. Obtained data in Fig. 3 showed that soil treated with compost in combination with biostimulant gave significant higher values of N_2 -ase activity in tomato rhizosphere than soil solely treated with each only. Enhancement of biological activities caused by compost might be due to containing native microorganisms. The highest significant values of N_2 -ase activity were observed in soil amended with compost at one and half dose and humic acid in combination with biostimulant. This result may be due to the enhancement

of humic acid to the native and introduced microorganisms and also increased the synergistic effect of inocula addition with other microorganisms. These results are in harmony with Meunchang et al. (2006) who mentioned that compost promotes plant growth when amended with N_2 -fixing bacteria.

Growth characteristics

Data in Table 2 clearly indicated that the lowest records of tomato growth characteristics i.e. leaves number, flowers number and shoot length were observed in plants cultivated in salt-affected soil without any amendments (control). Dual treatment of tomato with biostimulant strains and compost gave higher records of growth characteristics than plants cultivated in soil treated with either biostimulant or compost only. This might be due to the synergistic effect of compost and biostimulant (Table 2).

Table 2. Growth characteristics of tomato planted in salt-affected soil in response to different soil amendements.

| Treatment | Leaf number plant ⁻¹ | Flower number plant ⁻¹ | Shoot length Cm | Root dry weight | Shoot dry weight |
|----------------------------------|------------------------------------|---|--------------------|--------------------|---------------------|
| | -----no----- | | | -----g----- | |
| Control ^a | 12 ^g | 10 ^f | 42 ^f | 8.9 ^a | 15.7 ^a |
| Chemical fertilization | 30 ^b | 24 ^{ab} | 86 ^a | 7.8 ^{ab} | 14.5 ^b |
| Biostimulant (Bio) ^b | 15 ^{ef} | 13 ^{ef} | 44 ^{ef} | 5.4 ^c | 10.9 ^d |
| Compost | 19 ^d | 15 ^{de} | 46 ^{ef} | 7.4 ^{ab} | 8.00 ^e |
| Bio. + compost (1/2 dose) | 14 ^{fg} | 19 ^{cd} | 51 ^{de} | 8.4 ^a | 6.50 ^f |
| Bio. + compost (full dose) | 17 ^{de} | 19 ^{cd} | 54 ^{cd} | 6.7 ^{bc} | 10.8 ^d |
| Bio. + compost (1 1/2 dose) | 22 ^c | 19 ^{cd} | 50 ^{de} | 6.8 ^{bc} | 12.9 ^c |
| Bio. + HA ^c | 15 ^{ef} | 14 ^{ef} | 54 ^{cd} | 7.2 ^{ab} | 8.20 ^e |
| Bio. + compost (1/2 dose) + HA | 30 ^b | 21 ^{bc} | 58 ^c | 7.0 ^{ab} | 14.4 ^b |
| Bio.+ compost (full dose) + HA | 30 ^b | 26 ^a | 57 ^{cd} | 6.5 ^{bc} | 14.0 ^{bc} |
| Bio. + compost (1 1/2 dose) + HA | 40 ^a | 26 ^a | 70 ^b | 7.8 ^{ab} | 15.3 ^a |

^aControl:=without any soil amendements.

^bBiostimulant strains = *Ps. fluorescence* D23, *B. pumilus* D135 and *A. lipoferum* D178, ^cHA= Humic acid

Significant increase in tomato growth characteristics was observed in soil treated with chemical fertilizers than soil treated with biostimulant only. Respecting the interaction effect between the biostimulant and compost amendment, results revealed that the combination of biostimulant with compost at one and half dose gave high records of tomato shoot length. Similar results were observed by Meunchang et al. (2006) who mentioned that the compost promote plant growth when it was amended with N₂-fixing bacteria because the N₂-fixing bacteria colonize roots when compost was used and enhance shoot and root growth. Also, Ranganathan et al. (1995) demonstrated that inoculation of tomato seedlings with *Azospirillum* spp. increased growth, flowering and dry matter of plants. It is worthy to mention that leaf number was not affected by the amount of compost, therefore tomato grown in soil amended with compost at half, full and one and half dose gave similar records. Moreover, when soil amended with compost at different doses in presence of humic acid and biostimulant tomato gave higher values of most determined characteristics than other treatments.

Nitrogen, phosphorus and potassium uptake

Results in Table 3 showed that the lowest values of macronutrients uptake were observed in salt-affected soil without any amendments (control). This may be

attributed to the negative effect of salinity on macronutrients absorption. These results are in harmony with Lopez and Satti (1996) who proved that salinity can reduce N₂ accumulation in plants, P concentrations and the uptake of K in plants due to the inhibitive effect of Na on such process. Obtained data revealed that N, P and K uptake were significantly increased in plants grown in soil treated with chemical fertilization than soil amended with compost or biostimulant strains, each one. Moreover, N, P and K uptake by tomato shoots were higher in case of dual application with biostimulant and compost than those recorded in either biostimulant or compost solely with each one. This may be due to the beneficial effect of dual application on macronutrients availability and uptake. The highest records of macronutrients uptake by tomato shoots were observed when soil was amended with biostimulant combined with compost at different doses in presence of humic acid. This might be due to the positive effect of compost on chemical properties of salt-affected soil which might cause release of macronutrients or availability of nutrients. Similar results were observed by Alvarez et al. (1995) who reported that the addition of compost to soil cultivated with tomato may affect the release of nutrients to plants directly through the inherent nutrients or indirectly by their effect on the cation-exchange capacity.

Table 3. Uptake of N, P and K by tomato cultivated in salt-affected soil in response to soil amendments.

| Treatment | N | P | K |
|---------------------------------|---------------------|------------------------|---------------------|
| | | mg plant ⁻¹ | |
| Control ^a | 66.58 ^c | 8.25 ^c | 31.82 ^b |
| Chemical fertilization | 92.84 ^b | 13.3 ^a | 43.88 ^a |
| Biostimulant (Bio) ^b | 80.16 ^{bc} | 9.25 ^b | 40.62 ^a |
| Compost | 84.91 ^{bc} | 9.80 ^b | 38.90 ^{ab} |
| Bio. + compost (½ dose) | 89.67 ^{bc} | 11.1 ^{ab} | 35.26 ^{ab} |
| Bio. + compost (full dose) | 90.89 ^b | 11.2 ^{ab} | 36.68 ^{ab} |
| Bio. + compost (1½ dose) | 98.98 ^b | 11.4 ^{ab} | 38.78 ^{ab} |
| Bio. + HA ^c | 89.16 ^{bc} | 11.0 ^{ab} | 36.00 ^{ab} |
| Bio. + compost (½ dose) + HA | 108.9 ^{ab} | 13.4 ^a | 33.64 ^b |
| Bio. + compost (full dose) + HA | 118.4 ^{ab} | 13.6 ^a | 43.04 ^a |
| Bio. + compost (1½ dose) + HA | 123.9 ^a | 14.6 ^a | 44.80 ^a |

^aControl:=without any soil amendments.

^bBiostimulant strains = *Ps. fluorescence* D23, *B. pumilus* D135 and *A. lipoferum* D178, ^cHA= Humic acid

In addition, soil treated with humic acid gave higher values of N, P and K uptake by tomato shoots compared with control. This is due to the beneficial effect of humic acid application on the decrease of soil salinity. This result is in agreement with Masciandaro et al. (2002) who found that humic substances may enhance the nutrients uptake and reduce the uptake of some toxic elements. Therefore, it could be said that the application of humic substances could improve plant growth under salinity conditions.

Proline accumulation and nitrate reductase activity

Data recorded in Table 4 clearly indicated that salt-affected soil without any amendments (control) gave the highest amounts of proline in tomato plants. It may be due to the response of plants to high concentration of salts. Tomato inoculated with biostimulant combined with compost at one and half dose in presence of humic acid gave the lowest amounts of accumulated proline. This result could be attributed to the beneficial effect of natural microbial flora occurred in compost or biostimulant which have been demonstrated to induce

plant tolerance to salinity. This result is in agreement with Mohamed et al. (2007) who reported that proline content significantly increased with an increase of NaCl concentration. Also, Martinez et al. (1996) found a positive relationship between proline accumulation and NaCl tolerance. In addition, the application of humic acid combined with compost significantly decreased the accumulated proline amounts in tomato plants rather

than the absence of humic acid. It may be likely due to the role of humic acid in decreasing the effect of salinity on plants. Humic acid could be used as a growth regulator to regulate hormone level, improve plant growth and enhance stress tolerance (Serenella et al., 2002).

Table 4. Proline accumulation and nitrate reductase activity in tomato leaves in salt-affected soil in response to soil amendements.

| Treatment | Proline accumulation mg g ⁻¹ | Nitrate reductase activity μ mol NO ₂ g ⁻¹ hr ⁻¹ |
|---------------------------------|--|--|
| Control ^a | 0.84 ^a | 194.7 ^a |
| Chemical fertilization | 0.82 ^a | 165.0 ^c |
| Biostimulant (Bio) ^b | 0.72 ^b | 177.2 ^b |
| Compost | 0.45 ^c | 141.3 ^d |
| Bio. + compost (½ dose) | 0.28 ^e | 76.10 ^g |
| Bio. + compost (full dose) | 0.38 ^d | 99.00 ^f |
| Bio. + compost (1½ dose) | 0.45 ^c | 100.5 ^f |
| Bio. + HA ^c | 0.79 ^a | 170.6 ^c |
| Bio. + compost (½ dose) + HA | 0.49 ^c | 52.70 ⁱ |
| Bio. + compost (full dose) + HA | 0.51 ^c | 58.90 ^h |
| Bio. + compost (1½ dose) + HA | 0.45 ^c | 123.5 ^e |

^aControl:—without any soil amendements.

^bBiostimulant strains = *Ps. fluorescence* D23, *B. pumilus* D135 and *A. lipoferum* D178, ^c HA= Humic acid

Results clearly indicated that except for the control, chemical fertilization treatment gave the lowest values of nitrate reductase (NR-ase). Tomato inoculations with biostimulant in combination with compost at different doses significantly increased the nitrate reductase activity compared to either biostimulant or compost each one individually. Also, nitrate reductase increased with the increasing of compost amounts since the addition of compost at one and half dose gave higher records than either half or full dose. The highest values of NR-ase were observed in case of soil amended with compost at one and half dose in presence of humic acid and biostimulant. This result may be due to the beneficial effect of the native microorganisms occurred in compost and their synergistic effect with biostimulant. These results are in agreement with Zhang et al. (2008) who stated that the positive effects of humic acid on plant growth could be mainly due to hormone-like activities of the humic acid through their involvement in oxidative phosphorylation, protein synthesis, antioxidant and various enzymatic reactions.

Yield and yield components

Data in Table 5 revealed that the lowest number of fruits/plant was observed in tomato grown in salt-affected

soil without any amendments (control), while the treatments that contain biostimulant, compost and/or humic acid gave higher number of fruits plant⁻¹. Similar results were observed by Ullah et al. (1994) who reported that tomato fruit production was negatively affected by high salt concentrations. Results also showed that the number of fruits plant⁻¹ was similar in case of tomato inoculation with biostimulant combined with compost at different doses in presence of humic acid. This trend of results is in agreement with Zandonadi et al. (2007) who reported that humic acid increased growth and yield of various crops including vegetables. Chemical fertilization of tomato gave significant higher number of fruits than tomato inoculation with either biostimulant or compost. The highest weight of tomato fruits was observed when tomato inoculated with biostimulant in combination with compost at one and half dose in presence of humic acid. Obtained data in Table 5 also revealed that tomato yield was significantly increased with the increasing of compost dose, it may be due to the synergistic effect of natural microbial flora occurred in compost on the introduced inocula (biostimulant). Chemical fertilization of tomato gave higher yield of fruits plant⁻¹ than tomato inoculated with either biostimulant or compost.

Table 5. Yield and yield components of tomato grown in salt-affected soil in response to soil amendements.

| Treatments | Number of fruits plant ⁻¹ | Weight of one fruit | Fruits yield plant ⁻¹ |
|----------------------|--------------------------------------|---------------------|----------------------------------|
| | no | g | kg |
| Control ^a | 9 ^b | 45.7 ^d | 0.411 ^f |

| | | | |
|---------------------------------|------------------|---------------------|---------------------|
| Chemical fertilization | 15 ^{ab} | 50.7 ^{bcd} | 0.761 ^{cd} |
| Biostimulant (Bio) ^b | 12 ^{ab} | 53.8 ^{abc} | 0.646 ^e |
| Compost | 14 ^{ab} | 51.5 ^{bcd} | 0.721 ^{de} |
| Bio. + compost (½ dose) | 14 ^{ab} | 54.2 ^{abc} | 0.759 ^{cd} |
| Bio. + compost (full dose) | 15 ^{ab} | 57.8 ^a | 0.867 ^{ab} |
| Bio. + Compost (1½ dose) | 15 ^{ab} | 55.5 ^{ab} | 0.833 ^{bc} |
| Bio. + HA ^c | 14 ^{ab} | 49.1 ^{cd} | 0.687 ^{de} |
| Bio. + compost (½ dose) + HA | 16 ^a | 59.1 ^a | 0.946 ^a |
| Bio. + compost (full dose) + HA | 16 ^a | 58.3 ^a | 0.934 ^a |
| Bio. + compost (1½ dose) + HA | 16 ^a | 59.7 ^a | 0.955 ^a |

^aControl:—without any soil amendments.

^bBiostimulant strains = *Ps. fluorescence* D23, *B. pumilus* D135 and *A. lipoferum* D178, ^cHA= Humic acid

The highest significant yield of tomato fruits was observed when tomato was inoculated with biostimulant in combination with compost at one and half dose in presence of humic acid. This result could be due to the beneficial effects of humic acid and compost. These results are in harmony with Zhang et al. (2008) who reported that the positive effects of humic acid on productivity, which seem to be concentration-related, could mainly be due to hormone like activities of the humic acid through their involvement in cell respiration, photosynthesis, oxidative phosphorylation, protein synthesis, antioxidant and various enzymatic reactions. Also, Ulukan (2008) reported that the improving soil conditions and establishing equilibrium among plant nutrients are also important for soil productivity and plant production. Moreover, humic substances and organics improve the soil characteristics and increase the yield of vegetable crops.

Conclusion

This study recommended that the use of salt tolerant PGPR as biostimulant for tomato grown in salt-affected soils can improve growth performance and productivity under saline stress. Results also indicated that tomato inoculation with PGPR in combination with compost and humic acid enhanced plant resistance to stress through the reduction of proline accumulation and increase of nitrate reductase.

References

- A.P.H.A. American Public Health Association. 1992. Standard methods for the examination of water and waste water. Washington, DC, U.S.A.
- A.O.A.C., Association of Official Agriculture Chemists. 2005. Official methods of analysis of association of official analytical chemists. 17th Ed. Washington, D.C., USA.
- Abdel-Samad, Hamdia, Shaddad, M.A.K. and Mohamed, Doaa, M. 2004. Mechanisms of salt tolerance and interactive effects of *Azospirillum brasilense* inoculation on maize cultivars grown under salt stress conditions. Plant Growth Reg., 44:165-174.
- Alvarez, M.A.B., Gagne, S. and Antoun, H. 1995. Effect of compost on rhizosphere microflora of the tomato and on the incidence of plant growth-promoting rhizobacteria. Appl. Environ. Micro., 61(1):194-199.
- Anne-Sophie, V., Christophe, S., Nathalie, G. M. and Bertrand, N. 2002. Quantitative effects of soil nitrate, growth potential and phenology on symbiotic nitrogen fixation of pea (*Pisum sativum* L.). Plant and Soil, 243: 31–42.
- Aşik, B.B., Turan, M.A., Çelik, H. and Katkat, A.V. 2009. Effects of humic substances on plant growth and mineral nutrients uptake of wheat (*Triticum durum* cv. *salihli*) under conditions of salinity. Asian J. Crop Sci., 1(2):87-95.
- Balakrishnan, V., Venkatesan, K. and Ravindran, K.C. 2007. The influence of halophytic compost, farmyard manure and phosphobacteria on soil microflora and enzyme activities Plant Soil Environ., 53(4): 186–192.
- Bama, S., Somasundaram, K., Porpavai, S.S. Selvakumari, K.G. and Jayaraj, T.T. 2008. Maintenance of soil quality parameters through humic acid application in an alfisol and inceptisol. Aust. J. Basic Appl. Sci., 2:521-526.
- Bates, L.S., Waldren, R.P. and Teare, I.D. 1973. Rapid determination of free proline for water stress studies. Plant Soil, 39(1): 205-207.
- Dewis, G. and Freitas, F. 1970. Physical and chemical methods of soil and water analysis. FAO, Bull., No (10).
- Dilworth, M.J. 1970. The acetylene reduction method for measuring biological nitrogen fixation. Rhizobium News Letters, 15(7): 155-156.
- Drobnikova, V. 1961. Factors influencing the determination of phosphatase in soil. Folia. Microbiol., 6: 260-265.
- Duncan's, D. B. 1955. Multiple range and multiple F. test. Biometrics, 11: 11-24.
- Glathe', H. and Thalmann, A. 1970. Über die microbielle activitat und ihrer Beziehungen zu Fruchtbarkeitsmerkmalen einiger Ackerboden unter besonderer Berücksichtigung der dehydrogenase aktivitat (TCC. Reduktion). Zbl. Bakt. Abt. II, 124: 1-23.
- Liu, S.T., Lee, L.Y., Tai, C.Y., Hug, C.H., Chang, Y.S., Wolfram, J.H., Rogers, R. and Goldstein, A.H. 1992. Cloning of an *Erwinia herbicola* gene necessary for gluconic acid production and enhanced mineral phosphate solubilization in *E. coli* HB101. J. Bacteriol., 174:5814-5819.

- Lopez, M.V. and Satti, S.M.E. 1996. Calcium and potassium- enhanced growth and yield of tomato under sodium-chloride stress. *Plant Sci.*, 114:19-27.
- Marinara, S., Masciandro, G., Ceccanti, B. and Grego, S. 2000. Influence of organic and mineral fertilizers on soil biological and physical properties. *Bioresour. Technol.*, 72:9-17.
- Martinez, C.A., Maestri, M. and Lani, E.G. 1996. *In vitro* salt tolerance and proline accumulation in Andean potato (*Solanum* spp.) differing in frost resistance. *Plant Sci.*, 116:177-184.
- Masciandro, G., Ceccanti, B., Ronchi, V., Benedicto, S. and Howard, L. 2002. Humic substances to reduce salt effect on plant germination and growth. *Commun. Soil Sci. Plant Annals*, 33:365-378.
- Meunchang, S., Panichsakpatana, S., and Weaver, R.W. 2006. Tomato growth in soil amended with sugar mill by-products compost. *Plant Soil*, 280:171-176.
- Mohamed, A.N., Rahman, M.H., Alsadon, A.A. and Islam, R. 2007. Accumulation of proline in NaCl-treated callus of six tomato (*Lycopersicon esculentum* Mill.) cultivars. *Plant Tissue Cult. Biotech.*, 17(2):217-220.
- Nadeem, S.M., Hussain, I., Naveed, M., Asghar, H.N., Zahir, Z.A. and Arshad, M. 2006. Performance of plant growth promoting rhizobacteria containing ACC-deaminase activity for improving growth of maize under salt-stressed conditions. *Pak. J. Agric. Sci.*, 43(3-4):114-121.
- Page, A. L., Miller, R. and Keeney, H. 1982. Methods of soil analysis. Part 2, 2nd Ed., Am. Soc. Agronomy, Inc. Mad. Wisconsin, USA.
- Pallai, R. 2005. Effect of plant growth-promoting rhizobacteria on canola (*Brassica napus* L.) and lentil (*Lens culinaris* medik.) plants. M.Sc. Thesis, Saskatoon, Canada.
- Ranganathan, D.S., Perumal, R. and Perumal, R. 1995. Effect of micronutrients without organics and bio-fertilizers on growth and development of tomato in inceptisol and alfisol. *South-Indian Hort.*, 43(3-4): 89-92.
- Serenella, N., Pizzeghello, D., Muscolob, A. and Vianello, A. 2002. Physiological effects of humic substances on higher plants. *Soil Biol. Biochem.*, 34:1527-1536.
- Snedecor, G.W. and Cochran, W.G. 1989. Statistical methods. 8th Ed. Iowa State Univ. Press, Ames Iowa, USA.
- Ullah, S. M., Gerzabek, M.H. and Soja, G. 1994. Effect of sea water and soil salinity on ion uptake, yield and quality of tomato (fruit). *Die Bodenkulture*, 46:227-237.
- Ulukan, H. 2008. Humic acid application into field crops cultivation. *Kahraman Maras Sutcu Imam Univ. J. Sci. Eng.*, 11(2):119-128.
- Zandonadi, D.B., Canellas, L.P. and Facanha, A.R. 2007. Indole acetic and humic acid induce lateral root development through a concerted plasma lemma and tonoplast H⁺ pumps activation. *Planta*, 225:1583-1595.
- Zhang, X., Ervin, E.H. and Schmidt, R.E. 2008. Plant growth regulators can enhance the recovery of Kentucky bluegrass sod from heat in Jury. *Crop Sci.*, 43:952-956.

ملخص

إستخدام الريزوبكتريا المشجعة لنمو النبات في تحسين نمو وإنتاجية الطماطم تحت الإجهاد الملحي

راشد عبدالفتاح زغلول¹ – إحسان احمد حنفى¹ – حامد السيد أبو على¹ – أحمد غنيم رحال² – رشا محمد الميهي¹

¹ كلية الزراعة - جامعة بنها

² معهد بحوث الأراضي والمياه والبيئة- مركز البحوث الزراعية

نظراً للدور الحيوى والهام الذى تلعبه الكائنات الحية الدقيقة فى التربة ومساعدتها للنبات فى تحمل ظروف الإجهاد سواء الحيوى أو البيئى مثل الملوحة، تم إجراء هذه الدراسة بهدف إستخدام الريزوبكتريا المتحملة للأملاح كمنشط حيوى للطماطم تحت ظروف الأراضى المصرية المتأثرة بالأملاح وبالتالى تحسين نموها وإنتاجيتها. وأوضحت النتائج أن نشاط إنزيمات الديهيدروجينيز والفوسفاتيز والنيتروجينيز كان أعلى خلال فترة الإزهار عن فترة النمو الخضرى، وأيضاً كان أعلى نشاط للإنزيمات فى حالة التربة الملقحة بالسلاسل البكتيرية (Biostimulant) مع إضافة الكمبوست بمعدل جرعة ونصف فى وجود حامض الهيوميك. أظهرت النتائج أن التسميد الكيماوى أعطى مواصفات نمو أفضل بالمقارنة بالتسميد الحيوى أو العضوى كل بمفرده، ولكن عند إضافة الكمبوست للتربة بمعدل جرعة ونصف مع الهيوميك والمنشط الحيوى أدى ذلك إلى الحصول على أحسن مواصفات للنمو. أيضاً أوضحت النتائج أن أعلى معدل إمتصاص لكل من النيتروجين والفوسفور والبوتاسيوم كان فى حالة إضافة الكمبوست إلى التربة بمعدل جرعة ونصف مع وجود الهيوميك والتلقيح بالسلاسل المنشطة لنمو النبات. كذلك أوضحت النتائج أن أعلى مستوى من البرولين المتركم فى الأوراق ظهر فى حالة النباتات المنزرعة فى التربة المتأثرة بالأملاح دون تدعيمها بأى إضافات، وأن أقل تركيز للبرولين ظهر فى حالة النباتات المنزرعة فى التربة المدعمة بالكمبوست بمعدل جرعة ونصف مع وجود الهيوميك والتلقيح بالسلاسل المنشطة لنمو النبات. على العكس من البرولين ظهرت النتائج مع إنزيم النيترات ريدكتيز، حيث ظهر أعلى معدل لنشاط هذا الإنزيم فى التربة المدعمة بالكمبوست بمعدل جرعة ونصف مع وجود الهيوميك والتلقيح بالسلاسل المنشطة لنمو النبات وأقل نشاط فى التربة المالحة دون تدعيمها بأى إضافات. ولقد أظهرت النتائج المتحصل عليها أن الملوحة تؤثر تأثيراً سلبياً على محصول الطماطم حيث ظهر أقل محصول من الطماطم فى حالة التربة المالحة الغير مدعمة بأى إضافات والغير ملقحة حيوياً، فى حين كان إنتاج الطماطم أعلى مايمكن فى حالة تدعيم التربة بالكمبوست بمعدل جرعة ونصف مع وجود الهيوميك والتلقيح بالسلاسل المنشطة لنمو النبات.

1st International conference on biotechnology applications in agriculture, Benha University, Moshtohor-Hurghada, 18-22 February 2012, Egypt.

مما سبق يتضح أنه يمكن زراعة الأراضى المصرية المتأثرة بالأملاح وعدم إهدار كل هذه المساحات الشاسعة منها سنويا" والتي قد تفيد فى سد الفجوة الغذائية فى مصر نظرا" للزيادة المستمرة فى تعداد السكان مع نقص المساحة المنزرعة من الأراضى بعد تدعيمها بالكمبوست وحامض الهيوميك قبل الزراعة مع إستخدام السلالات البكتيرية المعزولة من الأراضى المالحة والمعرفة على انها منشط حيوى للنبات فى تلقيح نباتات الخضر قبل وبعد الزراعة.